

POWERSTOP INDUSTRIAL SHOCK ABSORBER ACCESSORIES

STOP SLEEVE | PAH



Available for M4-M36

It is advisable to use a stop sleeve for optimal damping stroke adjustment. In this process, the end stop and the damping stroke can be adjusted individually by screwing the sleeve on the shock absorber external thread using the additional lock nut.

It is advisable to start by setting the ideal utilization of the damper by reducing the damping stroke. The end stop can subsequently be set using the position of the damper in the mounting piece.

The stop sleeve works either with or without a steel and plastic head, but not in conjunction with the bellow. The stop sleeve, including the additional lock nut contained in the scope of delivery, is made of stainless steel.

SENSOR STOP SLEEVE | PSH



Available for M8-M33 (with the exception of M16, M22 and M27)

In addition to the stop sleeve features, the sensor stop sleeve features inductive sensor with highly compact integration for sensing the end position of the set damping stroke. Using the sensor stop sleeve requires the use of an industrial shock absorber with a steel or plastic head (excluding the bellow).

Inductive sensor, PNP (NC), 2 m PUR cable, IP67 degree of protection.

See separate data sheet for additional information.

SIDE LOAD ADAPTER | PBV



Available for M8-M36 for normal and long stroke

If the industrial shock absorber is actuated with a higher angle of impact than the permissible misalignment of 2° , then a side load adapter must be provided. This increases the permissible angle of impact to 30° , which is especially advantageous for rotative applications. The side load adapter can only be used in combination with an industrial shock absorber without a head. Here, the damper can alternatively be screwed on using the external thread of the side load adapter.

Consisting of a piston rod and housing made of stainless steel, the side load adapter is available in two protection configurations.

Protection: no protection

in a clean environment

Protection: Wiper

Against liquids and oil

Protection: Felt ring

Against dust and chips

CLAMPING FLANGE SCREWED ON ORTHOGONALLY | PKS



Available for M8-M36

You can use a clamping flange made of nickel-plated steel to connect the shock absorber to the structure more easily. After being fully screwed in, the shock absorber is clamped tightly to the clamping flange by screwing at a right angle to the shock absorber and fastened to the structure, which makes the locknut unnecessary.

CLAMPING FLANGE SCREWED PARALLEL | PKP



Available for M8-M36

You can use a clamping flange made of nickel-plated steel to connect the shock absorber to the structure more easily. After being fully screwed in, the shock absorber is clamped tightly to the clamping flange by screwing in the screwing direction of the shock absorber and fastened to the structure, which makes the locknut unnecessary.

LOCKNUT | PVM



Available for M4-M36

A nut made of stainless steel is supplied for each industrial shock absorber. When installing in a drilled hole with no threading, an additional nut for attachment on both sides can be ordered at the same time.

PRESSURE CHAMBER SEAL | PDD



Available for M4-M36

If the industrial shock absorber is being used within a pressure chamber, for instance in a pneumatic cylinder or a swivel unit, then a pressure chamber seal is required for sealing the outer contour of the shock absorber. For ideal sealing, the seal must make full-surface contact on both sides. The seal itself is made of NBR, which is applied to corrosion-protected galvanised steel for stabilization purposes.

INDUSTRIAL SHOCK ABSORBERS POWERSTOP

THREAD M6X0.5

► SERIES

PowerStop®

MINI ENERGY



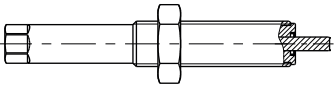
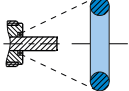
The slender

► Material	Stainless steel	► Organic oil (biodegradable)	HEES
► Permitted temperature range	-10 ... +70 [°C]	- H1-certified	Yes
► Angle of Impact max.	2 [°]	- PWIS-free	Yes
► Max. force at fixed stop	0.5 [kN]	► RoHS compliant - REACH compliant	Yes
► Lock nut tightening torque		► Max. absolute pressure	
- Mini Energy	2 [Nm]	- Mini Energy	10 [bar]

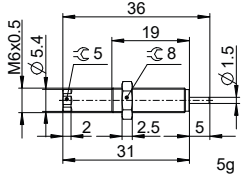
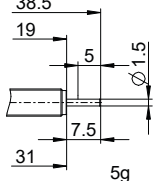
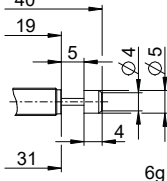
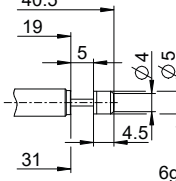
► TECHNICAL DATA

Design	Series	Thread	Stroke variant	Stroke max. [mm]	Hardness degree	Impact velocity		Energy absorption max.			Protection	Reset			Head	Integrated Fix stop	Version											
						min.	max.	Continuous operation per stroke [J]	Emergency stop operation per hour [J/h]	per stroke [J]		Force		Time max. [s]														
												min.	max.															
MINI ENERGY	P	ME	06X05	N	5	H	0,1	1,2	1,8	5.000	1,8	D	1,5	2,5	0,15	D	x	-A										
						-																						
						M	0,8	2,2	1,8	5.000	1,8																	
						S	1,8	3,5	1,8	5.000	1,8	A	1,5	2,5	0,15	K	x											

PROTECTION

no protection	Wiper (NBR)
D -A	A -A
	
in a clean environment	against liquid, oil, ...

TECHNICAL DRAWINGS

	Short piston rod no head	Long piston rod no head	with steel head	with plastic head
	N D -A	N E -A	N S -A	N K -A
MINI ENERGY				

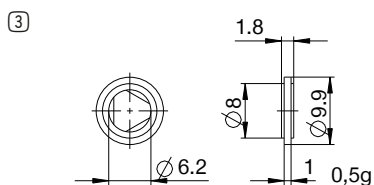
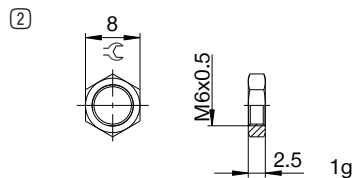
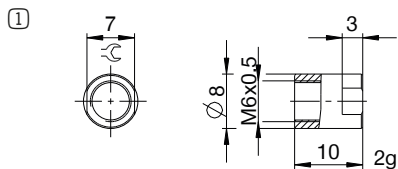


INDUSTRIAL SHOCK ABSORBERS POWERSTOP

THREAD M6X0.5

▶ ACCESSORIES

Pos.	Order no.	Accessories	Remarks
①	PAH06X05-A	Stop sleeve	Including 1x PVM06X05-A. Industrial shock absorber with bellow excluded.
②	PVM06X05-A	Stainless steel locknut	Included with the industrial shock absorber.
③	PDD06X05-A	Pressure chamber seal	Recommended fixation with PVM06X05-A. Seal must be in full contact on both sides.



▶ CLASSIFICATION

P **ME** **06X05** **N** **S** **D** **S** **-A**

Design

P Industrial shock absorbers PowerStop

Series

ME Mini Energy

SE Standard Energy

HE High Energy

AE Adjustable Energy

Thread

06 Thread nominal diameter

X

05 Thread pitch (factor 10)

Stroke variant

N Standard stroke

L Long stroke

Hardness degree

H Hard (0.1 - 1.2 m/s; Adjustable Energy: 0.1 - 5 m/s)

M Medium (0.8 - 2.2 m/s)

S Soft (1.8 - 3.5 m/s)

W Supersoft (3 - 5 m/s)

Protection

D no protection

F Felt ring

A Wiper (NBR)

B Bellow (TPE)

Head

D Short piston rod no head

E Long piston rod no head

S with steel head

K with plastic head

Version

-A Versioning from a to z