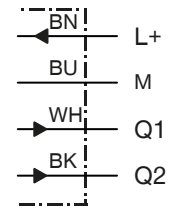
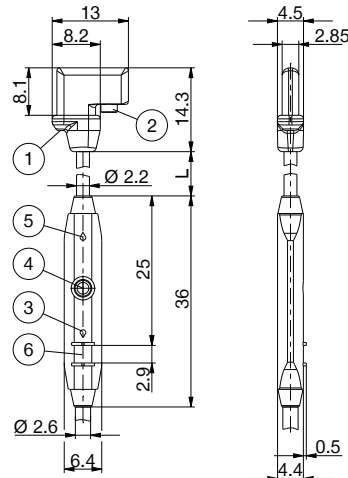



MAGNETIC FIELD SENSORS

MFS01-K-KHC-P2-PNP



Connection diagram

- ① Center of sensor element
- ② Fixing screw
- ③ Display LED
- ④ Teach-in button
- ⑤ Display LED
- ⑥ Ribs for cable ties

Order no.	MFS01-K-KHC-P2-PNP
General data	
Cylinder design	C-slot
Damper housing length [mm]	13
Switching output	PNP
Switching frequency [Hz]	7000
Switching function	Normally open (NO)
Electrical version	DC 4-wire
Protection to IEC 60529	IP67
CE - Market approval Europe	Yes
UKCA - Marketing approval United Kingdom	Yes
Electrical / Mechanical data	
Supply voltage [V DC]	12 ... 30
Current consumption [mA]	≤15
Voltage drop [V]	≤2.2
Continuous current [mA]	≤100
Detection zone [mm]	0 ... 20
Hysteresis typ. [mT]	1
Reproducibility [mT]	≤0.1
Protected against polarity reversal	Yes
Short-circuit-proof	Yes
Power-up pulse protection	Yes
Ambient temperature range [°C]	-20 ... +75
Shock and vibration resistance	30 g, 11 ms / 10 ... 55 Hz, 1 mm
Housing Material	Plastics
Connection type	Cable
Cable length [m]	5
Nr. of wires x diameter [mm ²]	4x0.08
Cable sheath material	PUR
Bending radius for fixed routing, min.	3xØ
Bending radius when using a drag chain, min.	5xØ