

# MATCH - ROBOT MODULE

## LWR50F-22-01-A

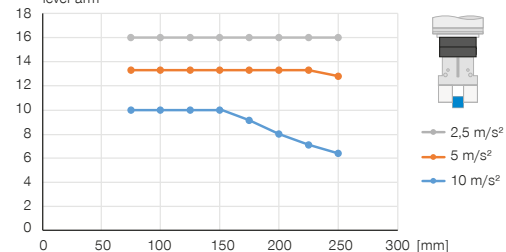
### PRODUCT SPECIFICATIONS



**MATCH**

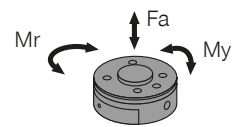
#### Vertical design with centered holding force

Shows the maximum handling weight depending on acceleration and lever arm



#### Forces and moments

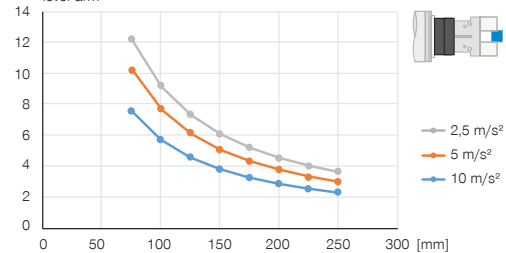
Shows static forces and moments



Mr [Nm]	20
My [Nm]	40
Fa [N]	500

#### Horizontal design with centered holding force

Shows the maximum handling weight depending on acceleration and lever arm



### RECOMMENDED ACCESSORIES



#### GRIPPING COMPONENTS



**LWR50L-03-00002-A**  
MATCH - Grippers



**LWR50L-23-00006-A**  
MATCH - Grippers



#### CONNECTIONS / OTHER



**WVM7**  
Angled Fittings - Quick Connect Style

Order no.	► Technical data
	<b>LWR50F-22-01-A</b>
Suitable for robot type	ABB CRB 1100 SWIFTI
Control	Digital I/O
IO logic	PNP
Connecting flange according EN ISO 9409-1	TK 40
Handling weight max. [kg]	25
Connecting cable	Plug, M12, 12-pole
Locking stroke [mm]	1
Electrical energy transfer	integrated
Pneumatic energy transfer	integrated
Tightening force [N]	50
Release force [N]	0
Repetition accuracy in X, Y [mm]	0.05
Repetition accuracy in Z [mm]	0.05
Offset at coupling max. in X,Y [mm]	1.0
Operating temperature [°C]	5 ... +60
Service life in cycles	100,000
Protection to IEC 60529	IP40
Weight [kg]	0.41

- ① Fixing (robot side)
- ② Energy supply
- ④ pneumatic feed-through
- ⑤1 Ground
- ⑤2 Connect-LED/Freedrive (robot-specific)

