

# INTERNAL GRIPPER

## SERIES LG1000

### ▶ PRODUCT ADVANTAGES



#### ▶ Individually adjustable

The design of the gripper enables you to grip not only cylindrical gripping surfaces, but also conical and square ones with process reliability





#### ▶ Integrated air or vacuum feedthrough

Use this option for applications such as leak tests, purging or vacuuming your part

#### ▶ Surface protection provided by silicone membrane

In addition to covering a vast range of gripping diameters, the membrane provides ideal protection from damage

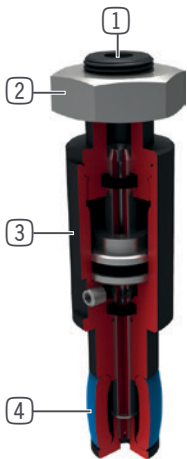
### ▶ SERIES CHARACTERISTICS

Installation size	Version	
	-01SI	-02SI
 Axial energy supply	●	
 Radial energy supply, through-hole		●
 Maintenance free	●	●
 IP 54	●	●



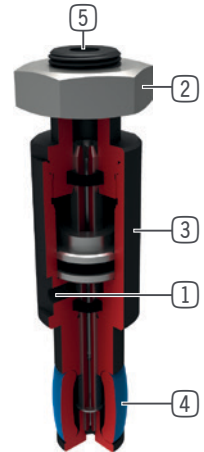
## ► BENEFITS IN DETAIL

Version-01

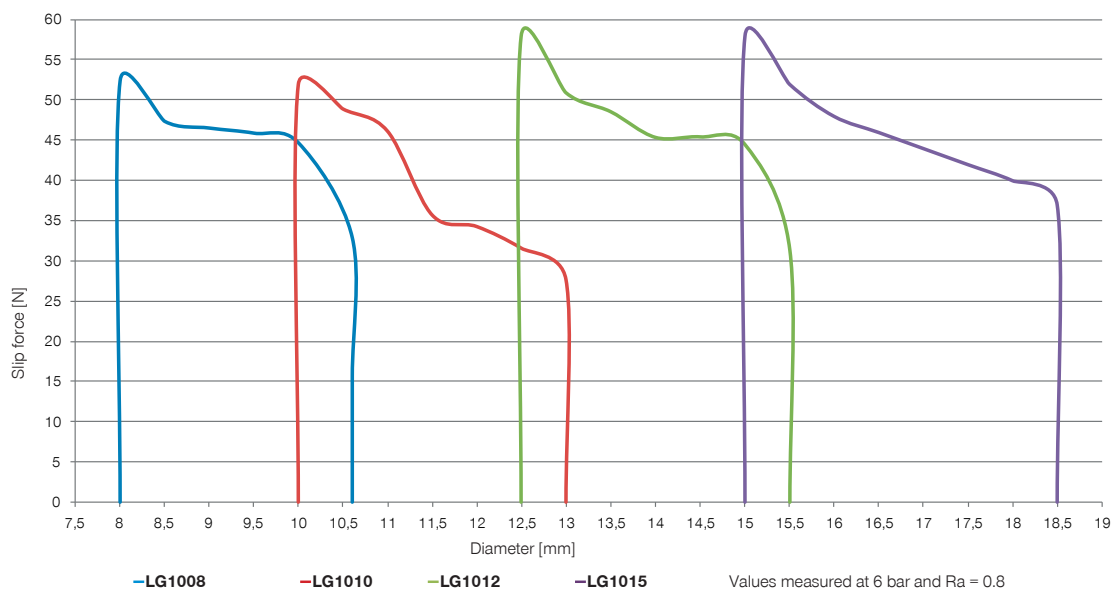


- ① **Energy supply**
  - Axial (version-01) or radial (version-02)
- ② **Mounting and positioning**
  - via fit, thread and lock nut
- ③ **Robust, lightweight housing**
  - Hard-coated aluminum alloy
- ④ **Direct gripping with rubber membrane**
  - High holding force due to high friction value
  - reset when venting
- ⑤ **Through-hole**
  - Compressed air or vacuum connection for cooling the workpieces or testing them for leaks (version-02)

Version-02



## ► SLIP FORCE DIAGRAM



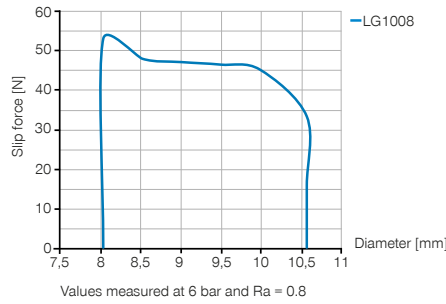
# INTERNAL GRIPPER

## INSTALLATION SIZE LG1008

### ▶ PRODUCT SPECIFICATIONS



#### ▶ Slip force diagram



### ▶ RECOMMENDED ACCESSORIES



#### ENERGY SUPPLY



**GVM3**  
Straight Fittings - Barb Style Connection



#### ENERGY SUPPLY



**WVM5**  
Angled Fittings - Quick Connect Style



**GVM5**  
Straight Fittings - Quick Connect Style



#### CONNECTIONS / OTHER



**WVM3**  
Angled Fittings - Barb Style Connection



**DAL02350**  
Centering cone

Order no.	▶ Technical data	
	LG1008-01SI	LG1008-02SI
Total stroke in Ø [mm]	2.5	2.5
Gripping diameter min. [mm]	8.0	8.0
Gripping diameter max. [mm]	10.5	10.5
Slip force max. [N]	53	53
Retract time / Extend time [s]	0.2	0.2
Operating pressure min. [bar]	4	4
Operating pressure max. [bar]	6	6
Nominal operating pressure [bar]	6	6
Operating temperature min. [°C]	5	5
Operating temperature max. [°C]	+80	+80
Air volume per cycle [cm³]	0.7	0.7
Protection to IEC 60529	IP54	IP54
Weight [kg]	0.028	0.028

