

MAGNETIC GRIPPER

SERIES HEM1000

▶ PRODUCT ADVANTAGES



▶ **Plug and play**

Reduce your installation effort to a minimum by using the single cable solution and the simple control system via plus and minus buttons




▶ **Saving energy with pulse control**


You only have to supply current briefly when releasing the workpiece; no energy is required when transporting the workpiece

▶ **Secure hold during EMERGENCY STOP**

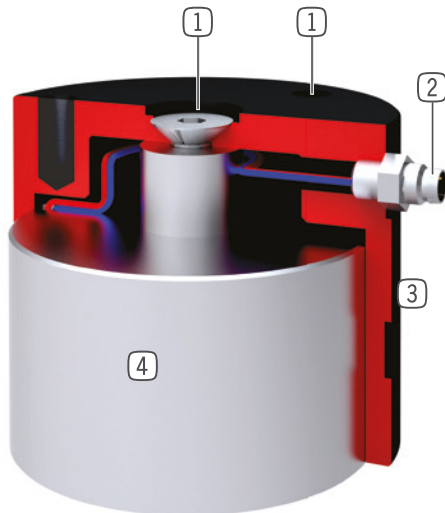
The magnet provides full holding force when it is not powered, preventing the loss of the workpiece if there is a voltage drop

▶ SERIES CHARACTERISTICS

Installation size		Version
HEM10XX		NC
 Digital I/O		●
 5 million maintenance-free cycles (max.)		●
 IP30		●



► BENEFITS IN DETAIL



- ① **Mounting and positioning**
 - via centering sleeve and thread
- ② **Energy supply**
 - standardized interface M8 round plug
- ③ **Robust, lightweight housing**
 - Hard-coated aluminum alloy
- ④ **Holding solenoid**
 - with electrical switch off

► TECHNICAL DATA

Installation size	Retention force max.*	Max. residual retention force	Weight	IP class
	[N]	[N]	[kg]	
HEM1030	40	1.2	0.09	IP30
HEM1042	160	4.8	0.28	IP30
HEM1062	420	12.6	0.66	IP30
HEM1080	720	21.6	1.3	IP30

*St37-100%, St34 -88%, St 50-81%, St70-75%, GT-65%, 20MnCr5-55%, GG-35%

► FURTHER INFORMATION IS AVAILABLE ONLINE



All information just a click away at: www.zimmer-group.com. Find data, illustrations, 3D models and operating instructions for your installation size using the order number for your desired product. Quick, clear and always up-to-date.

MAGNETIC GRIPPER

INSTALLATION SIZE HEM1030

▶ PRODUCT SPECIFICATIONS



▶ RECOMMENDED ACCESSORIES



CONNECTIONS / OTHER

**KAG500**

Plug-in connector Straight Cable 5m - Socket M8 (female)

**KAW500**

Plug-in connector Angled Cable 5m - Socket M8 (female)



CONNECTIONS / OTHER

**S8-G-3**

Plug-in connector customizable Straight - Connector M8

**ZE10H7X6**

Centering Disc

Order no.	Technical data
	HEM1030NC
Retention force max. [N]*	40
Max. residual retention force [N]	1.2
Minimum coating thickness [mm]	2.5
Duty cycle max. with a cycle time < 2 min [%]	25
Duty cycle max. with a cycle time < 0.5 min [%]	40
Input power [W]	3.6
Voltage [V]	24
Operating temperature min. [°C]	-25
Operating temperature max. [°C]	+80
Protection to IEC 60529	IP30
Weight [kg]	0.09

*St37-100%, St34 -88%, St 50-81%, St70-75%, GT-65%, 20MnCr5-55%, GG-35%

