

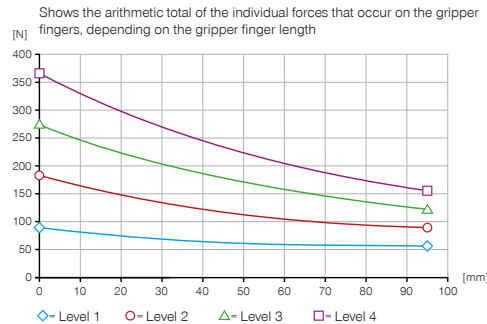
2-JAW PARALLEL GRIPPERS

INSTALLATION SIZE GEP2013

▶ PRODUCT SPECIFICATIONS



▶ Gripping force diagram



▶ Forces and moments

Displays static forces and moments that can also have an effect, besides the gripping force.



| | |
|---------|-----|
| Mr [Nm] | 13 |
| Mx [Nm] | 13 |
| My [Nm] | 10 |
| Fa [N] | 325 |

▶ TECHNICAL DATA

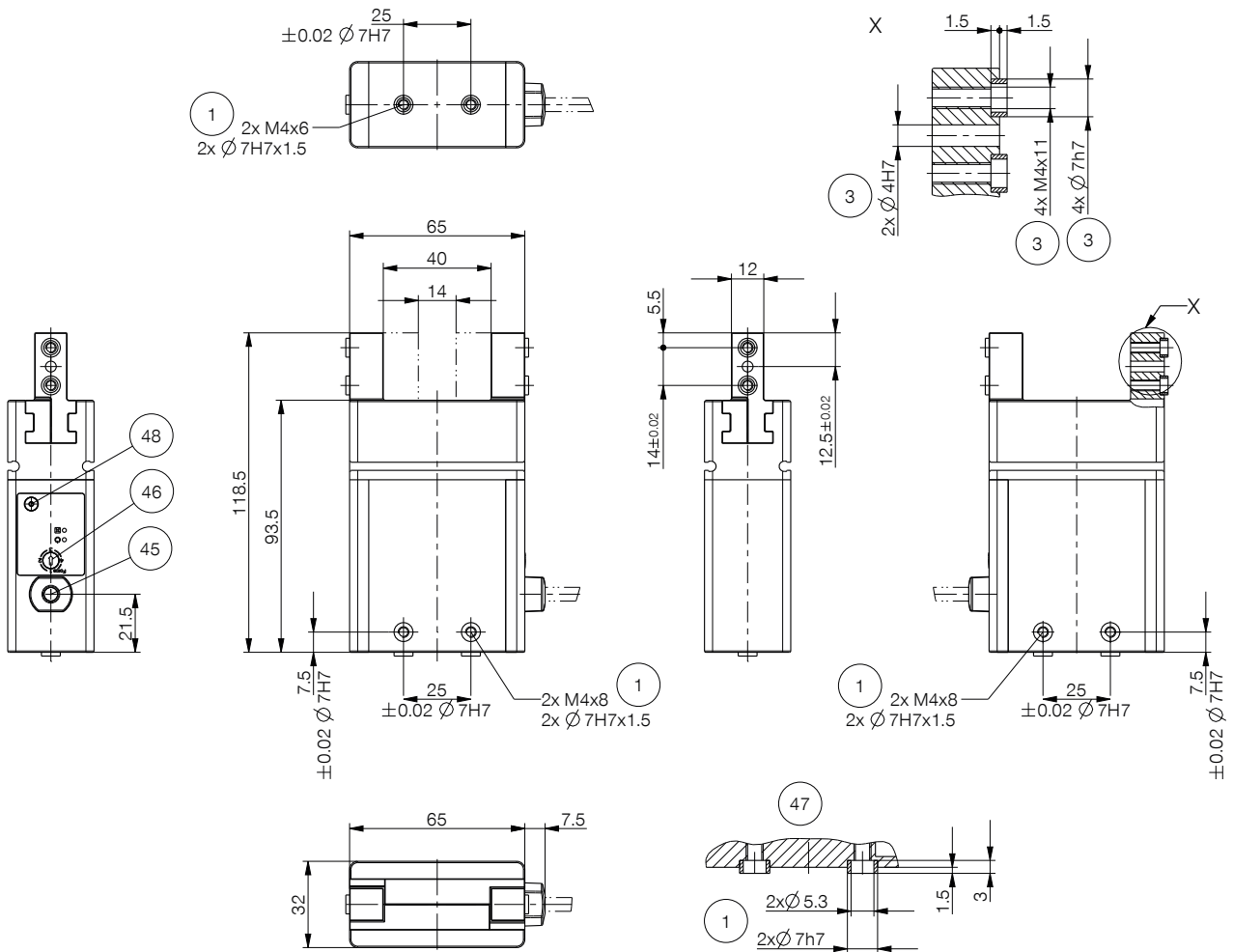
| Order no. | ▶ Technical data | |
|---|---------------------------------------|---------------------------------|
| | GEP2013IO-12-B-01 | GEP2013IO-12-B-04 |
| Suitable for robot type | Universal Robots e-Series / Fanuc CRX | Universal Robots |
| Control | I/O | I/O |
| Position sensing analog 0 to 10 V | Yes | Yes |
| Stroke per jaw [mm] | 13 | 13 |
| Self locking mechanism | mechanical | mechanical |
| Control time [s] | 0.055 | 0.055 |
| Dead weight of mounted gripper finger max. [kg] | 0.15 | 0.15 |
| Length of the gripper fingers max. [mm] | 100 | 100 |
| Repetition accuracy +/- [mm] | 0.02 | 0.02 |
| Operating temperature [°C] | 5 ... +60 | 5 ... +60 |
| Voltage [V] | 24 | 24 |
| Current consumption max. [A] | 2 | 2 |
| Connecting cable | Female connector, M8, 8-pole | Male connector, M8, 8-pole |
| Minimum positioning path per jaw [mm] | 0.5 | 0.5 |
| Clean room applications according to DIN EN ISO 14644-1 | 2 | 2 |
| Certifications | CE / UKCA / LABS / REACH / RoHS | CE / UKCA / LABS / REACH / RoHS |
| Protection to IEC 60529 | IP40 | IP40 |
| Weight [kg] | 0.55 | 0.55 |

▶ TECHNICAL DATA OF THE FORCE LEVELS

| Order no. | ▶ Level 1 | |
|---|-------------------|-------------------|
| | GEP2013IO-12-B-01 | GEP2013IO-12-B-04 |
| Gripping force level 1 [N] | 90 | 90 |
| Closing time / Opening time level 1 [s] | 0.42 / 0.42 | 0.42 / 0.42 |
| Order no. | ▶ Level 2 | |
| | GEP2013IO-12-B-01 | GEP2013IO-12-B-04 |
| Gripping force level 2 [N] | 180 | 180 |
| Closing time / Opening time level 2 [s] | 0.32 / 0.32 | 0.32 / 0.32 |
| Order no. | ▶ Level 3 | |
| | GEP2013IO-12-B-01 | GEP2013IO-12-B-04 |
| Gripping force level 3 [N] | 270 | 270 |
| Closing time / Opening time level 3 [s] | 0.26 / 0.26 | 0.26 / 0.26 |
| Order no. | ▶ Level 4 | |
| | GEP2013IO-12-B-01 | GEP2013IO-12-B-04 |
| Gripping force level 4 [N] | 360 | 360 |
| Closing time / Opening time level 4 [s] | 0.23 / 0.23 | 0.23 / 0.23 |

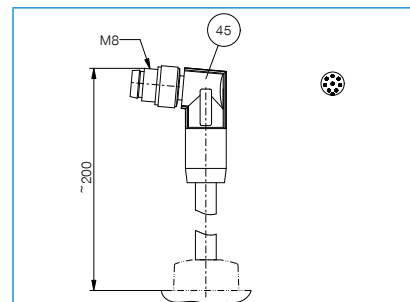
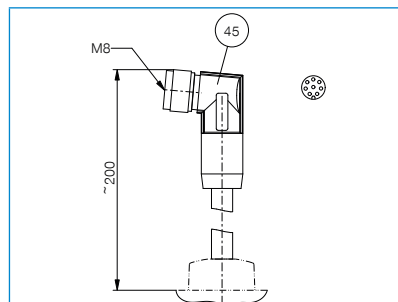
TECHNICAL DRAWINGS

- ① Gripper attachment
- ③ Fixing for gripper finger
- ⑥ Integrated slot for magnetic field sensor
- ④5 Energy supply (M8, 8-pole)
- ④6 Force level setting
- ④7 Gripper mounting clamp
- ④8 Emergency release



GEP2013IO-12-B-01


GEP2013IO-12-B-04



2-JAW PARALLEL GRIPPERS

INSTALLATION SIZE GEP2013

▶ ACCESORIES



▶ INCLUDED IN DELIVERY



6 [piece]
Centering Disc

390677

▶ RECOMMENDED ACCESSORY



CONNECTIONS / OTHER



AP000018
Adapter plate