

# AXIS COMPENSATION MODULES

## SERIES FGR

### ▶ PRODUCT ADVANTAGES



#### ▶ Effortless joining process

The ease of movement makes it possible to carry out even the finest joining processes in the shortest amount of time

#### ▶ Single-acting pneumatic cylinder

For easy control and a reduced amount of piping required

#### ▶ Can be fixed in place centrally or de-centrally

For the optimal process sequence, depending on the requirement, you can clamp or centrally lock the equalizer position

### ▶ THE BEST PRODUCT FOR YOUR APPLICATION



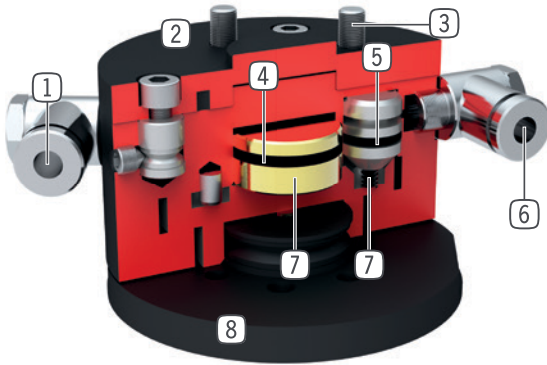
#### ▶ Our products welcome the challenge!

Extreme conditions, all over the world—our tried and tested components and systems give you endless possibilities.

Find the best product for your specific use:

[www.zimmer-group.com](http://www.zimmer-group.com)

## ► BENEFITS IN DETAIL



- ① **Energy supply**  
- centering
- ② **Robust, lightweight housing**  
- Hard-coated aluminum alloy
- ③ **Robot flange**  
- partial mounting circle in accordance with EN ISO 9409-1
- ④ **Drive eccentric mounting**  
- single-acting pneumatic cylinder with friction disc
- ⑤ **Drive centering**  
- three single-acting pneumatic cylinders with cone pistons at 120° distance
- ⑥ **Energy supply**  
- eccentric clamping
- ⑦ **Force transfer**  
- direct and low-loss via cone/friction disc
- ⑧ **Compensation**  
- force-free compensation of position inaccuracies  
- up to +/- 4 mm compensating stroke

## ► TECHNICAL DATA

Installation size	Connecting flange according EN ISO 9409-1	Retention force centred	Retention force decentred
		[N]	[N]
<b>FGR1040</b>	TK 40	120	50
<b>FGR1050</b>	TK 50	250	140

## ► FURTHER INFORMATION IS AVAILABLE ONLINE



All information just a click away at: [www.zimmer-group.com](http://www.zimmer-group.com). Find data, illustrations, 3D models and operating instructions for your installation size using the order number for your desired product. Quick, clear and always up-to-date.

# AXIS COMPENSATION MODULES

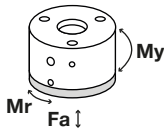
## INSTALLATION SIZE FGR1040

### ▶ PRODUCT SPECIFICATIONS



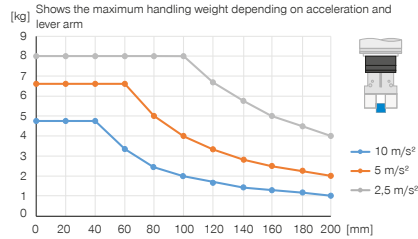
#### ▶ Forces and moments

Shows static forces and moments

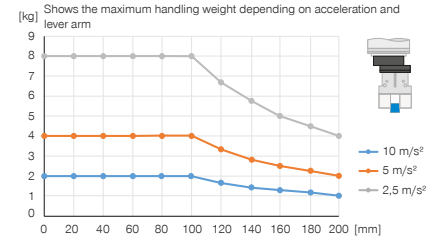


Mr [Nm]	5
My [Nm]	10
Fa [N]	1000

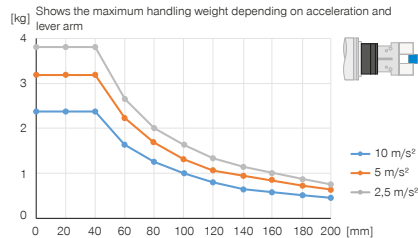
#### ▶ Vertical design with centered holding force



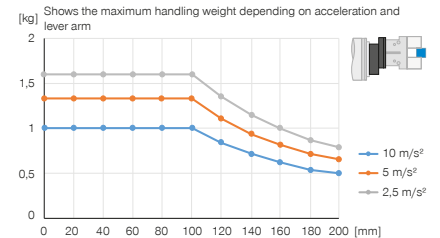
#### ▶ Vertical design with decentered holding force



#### ▶ Horizontal design with centered holding force



#### ▶ Horizontal design with decentered holding force



### ▶ INCLUDED IN DELIVERY



4 [piece]  
Cylinder Screw  
C7984060129

### ▶ RECOMMENDED ACCESSORIES



ENERGY SUPPLY



**GV1-8X8**  
Straight Fittings - Quick Connect Style



ENERGY SUPPLY



**WV1-8X8**  
Angled Fittings - Quick Connect Style

Order no.	Technical data
Connecting flange according EN ISO 9409-1	TK 40
Horizontal deviation +/- [mm]	2
Rotation angle max. [°]	12
Retention force centred [N]	120
Retention force decentred [N]	50
Operating pressure [bar]	4 ... 8
Nominal operating pressure [bar]	6
Operating temperature [°C]	5 ... +80
Weight [kg]	0.84

