

CRASH PROTECTION SERIES CSR

▶ PRODUCT ADVANTAGES



▶ **Adjustable triggering sensitivity**

By controlling the air pressure, you can optimally match the sensitivity to your application.

▶ **Integrated sensors**

If there is a collision, the integrated sensor gives a signal to the control system to trigger an emergency stop.

▶ **Manual reset**

To ensure that the machine and the reason for the emergency stop are examined, the manual reset is suitable.

▶ THE BEST PRODUCT FOR YOUR APPLICATION



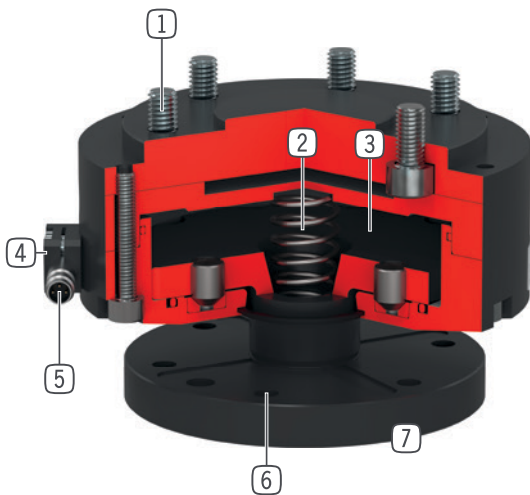
▶ **Our products welcome the challenge!**

Extreme conditions, all over the world—our tried and tested components and systems give you endless possibilities.

Find the best product for your specific use:

www.zimmer-group.com

► BENEFITS IN DETAIL



- 1 Robot connecting flange**
 - partial mounting circle in accordance with EN ISO 9409-1
- 2 Drive**
 - single-acting pneumatic cylinder
 - response sensitivity adjustable via operating pressure
 - with integrated spring
- 3 Force transfer**
 - direct and low-loss at piston surface
- 4 Pressure differential switch**
 - indirect overload recognition
- 5 Sensors**
 - inductive proximity switch generates a signal which can be used to recognise an overload situation
 - generates an automatic emergency off system situation
 - included in the delivery inductive proximity switch \varnothing 8 mm with cable connection M8x1
- 6 Connecting flange**
- 7 Overload recognition and compensation**
 - in Z-direction up to 28 mm stroke
 - angular deflection up to 12.5°
 - on rotation around the Z-axis 360°

► TECHNICAL DATA

Installation size	Connecting flange according EN ISO 9409-1	Z-axis deviation	Horizontal deviation +/-
		[mm]	[°]
CSR50	TK 50	12.5	12.5
CSR63	TK 63	10.5	12.5
CSR80	TK 80	14	9
CSR100	TK 100	18	9
CSR125	TK 125	23	9
CSR160	TK 160	28	9

► FURTHER INFORMATION IS AVAILABLE ONLINE



All information just a click away at: www.zimmer-group.com. Find data, illustrations, 3D models and operating instructions for your installation size using the order number for your desired product. Quick, clear and always up-to-date.

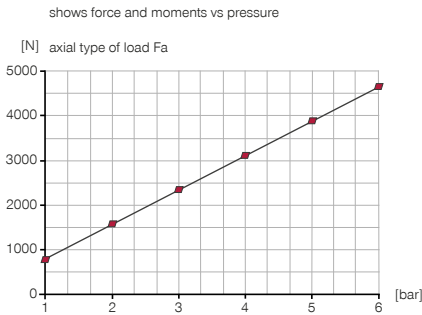
CRASH PROTECTION

INSTALLATION SIZE CSR100

▶ PRODUCT SPECIFICATIONS

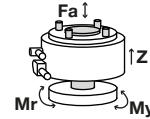


▶ Air pressurization

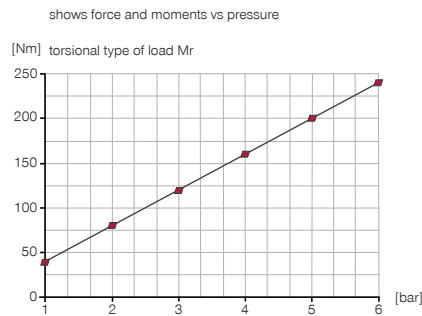


▶ Forces and moments

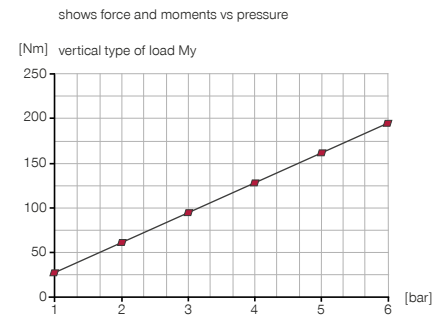
See diagram for max. forces and torques



▶ Air pressurization



▶ Air pressurization



▶ INCLUDED IN DELIVERY



1 [piece]
Inductive proximity switch - Connector M8
NJ8-E2S-05



6 [piece]
Cylinder Screw
C0912080209

▶ RECOMMENDED ACCESSORIES



ENERGY SUPPLY



GV1-8X8
Straight Fittings - Quick Connect Style



WV1-8X8
Angled Fittings - Quick Connect Style



CONNECTIONS / OTHER



KAG500
Plug-in connector Straight Cable 5m - Socket M8 (female)



KAW500
Plug-in connector Angled Cable 5m - Socket M8 (female)



Order no.	Technical data
Connecting flange according EN ISO 9409-1	TK 100
Installation Height [mm]	97.5
Z-axis deviation [mm]	18
Repetition accuracy axial +/- [mm]	0.05
Horizontal deviation +/- [°]	9
Repetition accuracy radial +/- [mm]	0.05
Operating pressure [bar]	1 ... 6
Nominal operating pressure [bar]	6
Operating temperature [°C]	5 ... +80
Weight [kg]	3.2

