









ADAPTER PLATES FOR ENERGY ELEMENTS

COMPATIBLE WITH WER1000 / WER2000 / WER3000




▶ ADAPTER PLATES FOR WER1000

Order no.	▶ Technical data			
	APWER1011F	APWER1011L	APWER1012F	APWER1012L
Connection side 1	HWR2031 / HWR2040 / HWR2050	HWR2031 / HWR2040 / HWR2050	HWR2031 / HWR2040 / HWR2050	HWR2031 / HWR2040 / HWR2050
Connection side 2	WER1000	WER1000	WER1000	WER1000
Number of energy elements	1	1	2	2
Compatible with	Fixed part	Loose part	Fixed part	Loose part
Weight [kg]	0.011	0.01	0.029	0.028
				
Order no.	APWER1021	APWER1022 *	APWER1031	APWER1032 **
Connection side 1	WWR40-B / WWR50-B	WWR40-B / WWR50-B	HWR63-B / HWR80-B / WWR63-B / WWR80-B	HWR63-B / HWR80-B / WWR63-B / WWR80-B
Connection side 2	WER1000	WER1000	WER1000	WER1000
Number of energy elements	1	2	1	2
Compatible with	Fixed part / loose part	Fixed part / loose part	Fixed part / loose part	Fixed part / loose part
Weight [kg]	0.01	0.026	0.022	0.062
				

*when using APWER1022, ZUB152474 must be used to be able to use air connection 4 (only WVM5 possible).


**if a storage station of the ALSR-1 series is used, double adapter plates can only be used on the free-standing side of the tool changer. Otherwise, a collision between the energy element and the storage station will occur during the changing process





▶ ADAPTER PLATES FOR WER2000

Order no.	▶ Technical data		
	APWER2021	APWER2031	APWER2032 *
Connection side 1	WWR40-B / WWR50-B	HWR63-B / HWR80-B / WWR63-B / WWR80-B	HWR63-B / HWR80-B / WWR63-B / WWR80-B
Connection side 2	WER2000	WER2000	WER2000
Number of energy elements	1	1	2
Compatible with	Fixed part / loose part	Fixed part / loose part	Fixed part / loose part
Weight [kg]	0.013	0.02	0.067
			

*if a storage station of the ALSR-1 series is used, double adapter plates can only be used on the free-standing side of the tool changer. Otherwise, a collision between the energy element and the storage station will occur during the changing process

▶ ADAPTER PLATES FOR WER3000

Order no.	▶ Technical data			
	APWER3021F **	APWER3021L **	APWER3022F **	APWER3022L **
Connection side 1	WWR40-B / WWR50-B	WWR40-B / WWR50-B	WWR40-B / WWR50-B	WWR40-B / WWR50-B
Connection side 2	WER3000	WER3000	WER3000	WER3000
Number of energy elements	1	1	2	2
Compatible with	Fixed part	Loose part	Fixed part	Loose part
Weight [kg]	0.043	0.044	0.077	0.077
				

Order no.	APWER3031F **	APWER3031L **	APWER3032F * **	APWER3032L * **
	Connection side 1	HWR63-B / HWR80-B / WWR63-B / WWR80-B	HWR63-B / HWR80-B / WWR63-B / WWR80-B	HWR63-B / HWR80-B / WWR63-B / WWR80-B
Connection side 2	WER3000	WER3000	WER3000	WER3000
Number of energy elements	1	1	2	2
Compatible with	Fixed part	Loose part	Fixed part	Loose part
Weight [kg]	0.054	0.055	0.09	0.091
				

*if a storage station of the ALSR-1 series is used, double adapter plates can only be used on the free-standing side of the tool changer. Otherwise, a collision between the energy element and the storage station will occur during the changing process

**observe the overall height of the energy elements; hydraulic elements are only permissible for tool changers of sizes 100 and higher

Order no.	APWER3041	APWER3042	APWER3052	APWER3054
	Connection side 1	WWR100-B	WWR100-B	WWR125-B / WWR160-B
Connection side 2	WER3000	WER3000	WER3000	WER3000
Number of energy elements	1	2	2	4
Compatible with	Fixed part / loose part	Fixed part / loose part	Fixed part / loose part	Fixed part / loose part
Weight [kg]	0.048	0.14	0.073	0.13
				

Order no.	APWER3062	APWER3064
	Connection side 1	WWR1160 / WWR1200
Connection side 2	WER3000	WER3000
Number of energy elements	2	4
Compatible with	Fixed part / loose part	Fixed part / loose part
Weight [kg]	0.15	0.42
	