

STORAGE STATION

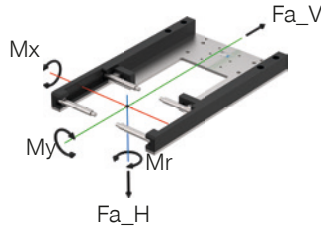
ALSR1-80-B

▶ PRODUCT SPECIFICATIONS



▶ Forces and moments

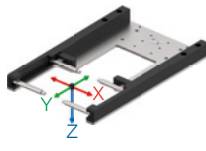
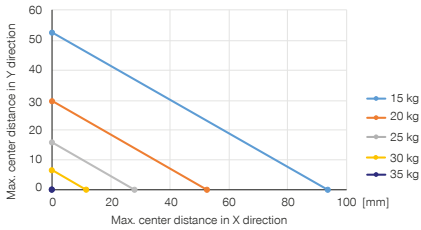
Shows static forces and torques that may have an effect on the storage station due to the loose part



Mr [Nm]	6
Mx [Nm]	14
My [Nm]	25
Fa_H [N]	350
Fa_V [N]	175

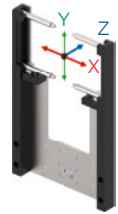
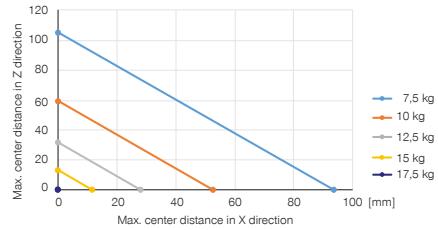
▶ Horizontal design

Shows the maximum handling weight depending on the center distances of the center of gravity in the X and Y directions



▶ Vertical design

Shows the maximum handling weight depending on the center distances of the center of gravity in the X and Z directions



▶ RECOMMENDED ACCESSORIES



SENSORS



NJ8-E2
Inductive proximity switch - Cable 5 m



SENSORS



NJ8-E2S
Inductive proximity switch - Connector M8



Order no.

Compatible with installation size
Weight [kg]

Technical Data

ALSR1-80-B

WWR80L-B
2.2

